

Job: _____ **Engineer:** _____
Location: _____ **Architect:** _____
Schedule No.: _____ **Date:** _____
System Designation: _____ **For:** ☐Reference ☐Approval ☐Review ☐Construction

FEATURES

- DC Inverter Compressor Technology
- DC Condensing unit Motor
- Automatic start
- Compact Design
- Wired Control Included
- Washable filter
- Water Pump Included
- 9 level static pressure mode

CTGF12188A-S

SPECIFICATION

Internal Unit

PERFORMANCE


Air Flow	Turbo	383	CFM
	High	353	
	Medium	300	
	Low	265	
External Static Pressure	Rated	25	Pa
	Range	0 - 50	Pa
Sound Pressure Level	Turbo	40	Pa
	High	37	
	Medium	35	
	Low	34	

ELECTRICAL DATA

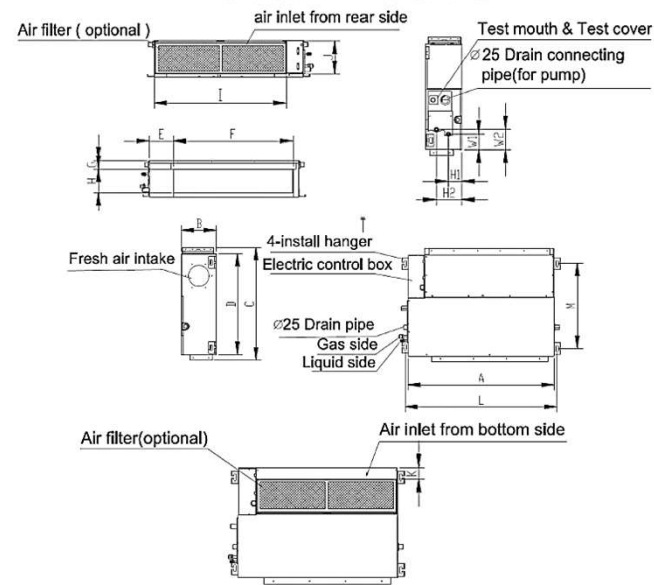
Voltage	220-240/1/50-60	(V/Ph/H z)
Current FLA	0.36	Amp
Power Input	60	Watts

DIMENSIONS

Net Dimensions		7.9 x 27.6 x 17.7	inch
		200 x 700 x 450	mm
Weight	Net	44	Lbs
		20.0	Kg
	Load	52.8	Lbs
		23.9	Kg
Connection Pipe	Liquid	1/4"	inch
	Gas	3/8"	inch
Connection Pipe distance	Max Distance	30	mts
		98.4	Feet
	Max Height	15	mts
		49.2	Feet



CTGF12188A-S



OPTIONAL ACCESSORIES

Wired Thermostat (included)

Job:	Engineer:
Location:	Architect:
Schedule No.:	Date:
System Designation:	For: <input type="checkbox"/> Reference <input type="checkbox"/> Approval <input type="checkbox"/> Review <input type="checkbox"/> Construction

FEATURES

- DC Inverter Compressor Technology
- DC Condensing unit Motor
- Automatic start
- Compact Design
- Wired Control Included
- Washable filter
- Water Pump Included
- 9 level static pressure mode

CTG012188A-S

SPECIFICATION

External Unit

PERFORMANCE

Nominal Cooling Capacity		11,900	Btu/h
	EER	3.21	W/W
	SEER	16	(Btu/h)/W
Nominal Heating Capacity		13,600	Btu/h
	HSPF	9	
Air Flow		1,766	CFM
Operation Range	Cooling	5°F - 118°F	°F
		-15°C - 48°C	°C
	Heating	5°F - 75°F	°F
		-15°C - 24°C	°C

ELECTRICAL DATA

Voltage	220-240/1/50-60	(V/Ph/H z)
Motor FLA	0.134	Amps
Compressor (RLA)	4.6	Amps
# Compressor	1	

GENERAL DATA

% Connection	100	%
Maximun Internal Units	1	
Sound Pressure Level	51	dBA
Refrigerant	R410A	
Factory Refrigerant Charge	2.2	Lbs
	35.2	Oz

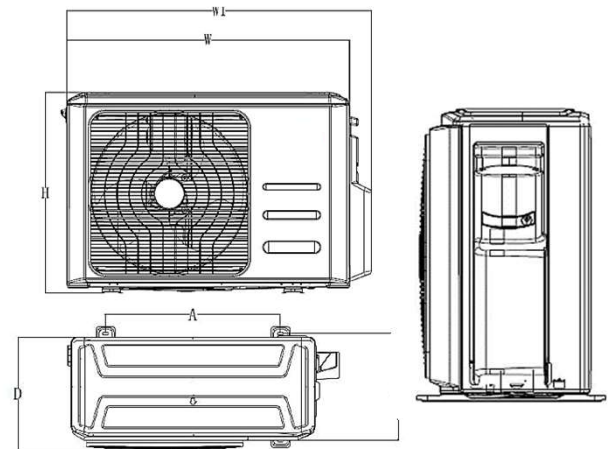
DIMMENSIONS

Net Dimmensions		23.5 x 32.2 x 11.9	inch
		596 x 810 x 302	mm
Weight	Net	81.6	Lbs
		37.0	Kg
	Load	88.2	Lbs
		40.0	Kg



CTG012168A-S

DIMENSIONAL DRAWINGS - INCHES (MM)



OPTIONAL ACCESSORIES

Wired Thermostat (included)

Note – Due to Comfort Time ongoing commitment to quality, specifications, ratings and dimensions are subject to change without notice and without incurring liability. Improper installation, adjustment, alteration, service, Maintenance and operation may cause properly damage on personal injury. Installation, service and operation must be performed by a qualified installer, servicing and operation agency.