



SUBMITTAL DATA – VRF INDOOR UNIT

CTVS-IFM-X-027-A-CE-DC-1

Medium-high Static Pressure Fan Coils DC

Job: _____	Engineer: _____
Location: _____	Architect: _____
Schedule No.: _____	Date: _____
System Designation: _____	For: <input type="checkbox"/> Reference <input type="checkbox"/> Approval <input type="checkbox"/> Review <input type="checkbox"/> Construction

FEATURES

- All DC Inverter Technology
- Wide Application Range
- Flexible Control and Easy Maintenance
- 7 Speed
- Single Fan Motor
- Heating and Cooling
- High-lift Drain Pump
- Two Blowers
- Convenient Installation

SPECIFICATIONS

PERFORMANCE

Nominal Cooling Capacity	Btu/h	27,300
	Kw	8
Nominal Heating Capacity	Btu/h	30,709
	Kw	9

ELECTRICAL DATA

Power Supply	V/Ph/Hz	220-240/1/50-60
Power Input (10 Pa) Cooling	Kw	110
Power Input (10 Pa) Heating	Kw	110
Min. Voltage	Volts	198
Max. Voltage	Volts	264
MCA	Amp	1.30
MFA	Amp	15
Rated Motor Output	Kw	0.15
FLA	Amp	1.04

GENERAL DATA

Speed (H/M/L)	RPM	800
	RPM	757
	RPM	714
	RPM	670
	RPM	627
	RPM	584
	RPM	540
Airflow rate 3	m3/h (CFM)	1260 (742)
	m3/h (CFM)	1180 (694)
	m3/h (CFM)	1100 (647)
	m3/h (CFM)	1020 (600)
	m3/h (CFM)	940 (553)
	m3/h (CFM)	860 (506)
	m3/h (CFM)	780 (459)
External static pressure 4	Pa	20 (10~100)
Sound pressure level 5	dB(A)	37
	dB(A)	35
	dB(A)	33
	dB(A)	32
	dB(A)	30
	dB(A)	29
	dB(A)	28
Dimension	Net (mm)	1230×270×775
	Packed (mm)	1355×350×795
Net/Gross weight	KG (Lbs)	36.5 (80.5)/44.5 (98.1)
Refrigerant type		R410A
Design pressure (H/L)	Mpa	4.4 / 2.6
Refrigerant Pipe Connections (inch)	Gas	3/8"
	Liquid	3/4"
Drain Pipe	inch	1"



Notes:

1. Indoor temperature 27°C DB, 19°C WB; outdoor temperature 35°C DB; equivalent refrigerant piping length 7.5m with zero level difference.
2. Indoor temperature 20°C DB; outdoor temperature 7°C DB, 6°C WB; equivalent refrigerant piping length 7.5m with zero level difference.
3. Fan motor speed and air flow rate are from the highest speed to the lowest speed, total 7 rates for each model.
4. Stable operation external static pressure range. (Note: setting external static pressure outside the unit's optimal static pressure range may lead to higher noise levels and lower airflow rate. For the optimal external static pressure range refer to the unit's installation manual.)
5. Sound pressure level is from highest level to lowest level, total 7 levels for each model. Sound pressure level is measured 1.4m below the unit in a semi-anechoic chamber.

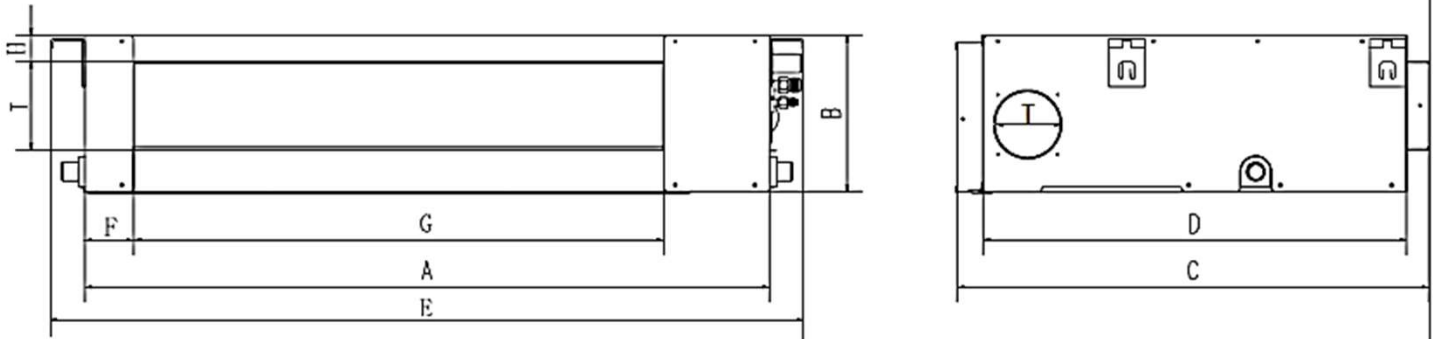
OPTIONAL ACCESSORIES

Wired Thermostat CTVS-C-WR86E/KD (not included)

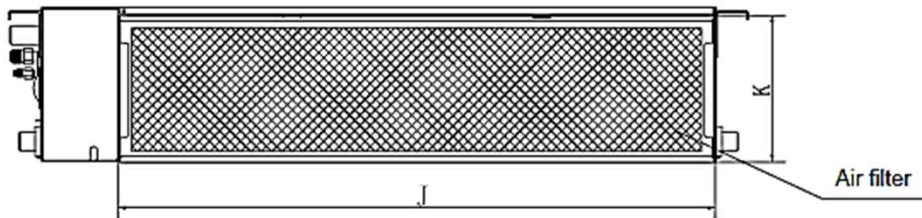
Note – Due to Comfort Time ongoing commitment to quality, specifications, ratings and dimensions are subject to change without notice and without incurring liability. Improper installation, adjustment, alteration, service, Maintenance and operation may cause properly damage on personal injury. Installation, service and operation must be performed by a qualified installer, servicing and operation agency.

DIMENSIONAL DRAWINGS - INCHES (MM)

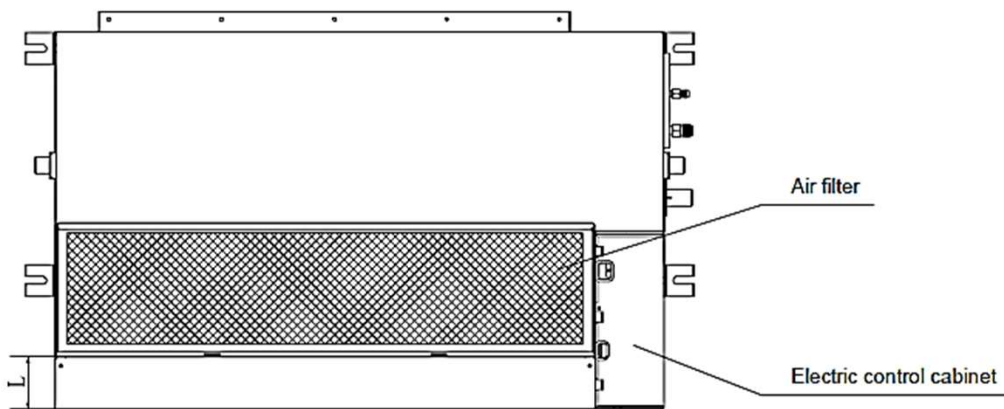
Outline dimension and air outlet opening size



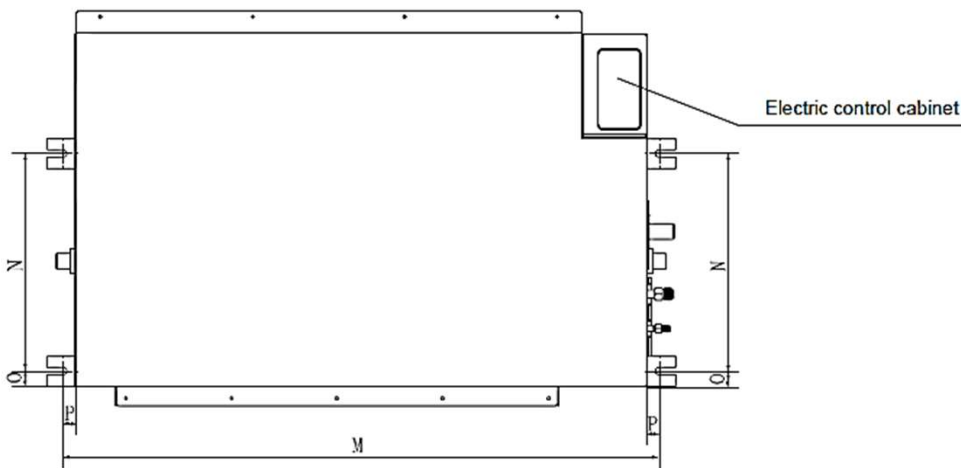
Air return opening size



Position size of descensional ventilation opening



Size of mounted lug



	mm
A	1,140
B	270
C	775
D	710
E	1,230
F	65
G	933
H	35
I	179
J	1,035
K	260
L	20
M	1,180
N	490
O	26
P	20

Note – Due to Comfort Time ongoing commitment to quality, specifications, ratings and dimensions are subject to change without notice and without incurring liability. Improper installation, adjustment, alteration, service, Maintenance and operation may cause properly damage on personal injury. Installation, service and operation must be performed by a qualified installer, servicing and operation agency.